K SERIES ELECTRIC SOLENOID VALVE

K25D2-08

Ordering Code

K25H - D - 8

- **Series Code**: K Series 5/2 Way Pillar Type Pneumatic Change Valves
- **Control**:
  - **D:** Single Electric Control
  - **D_2:** Double Electric Control
  - **K:** Single Pneumatic Control
  - **K_2:** Double Pneumatic Control
- **Port Size**:
  - **6:** G1/8(M10×1)
  - **8:** G1/4(M12×1.25)
  - **10:** G3/8(M16×1.5)
  - **15:** G1/2(M20×1.5)
  - **20:** G3/4(M27×2)
  - **25:** G1(M33×2)
  - **32:** G1 1/4(M42×2)
  - **40:** G1 1/2(M48×2)
  - **50:** G2(M60×2)

Graphic Symbol

K25HD-□

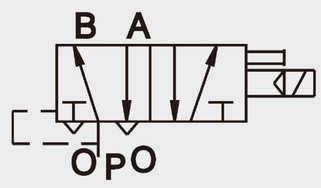

K25HD$_2$-□

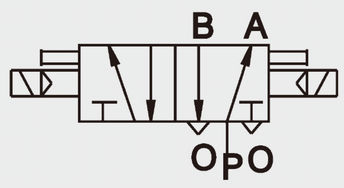

K25HK-□

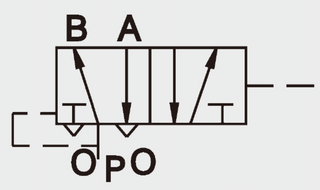

K25HK$_2$-□

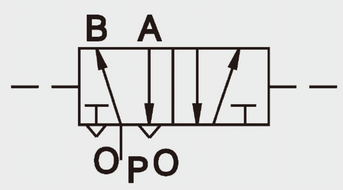

Specification

Parameter \ Order Code	K25HD-6 K25HD$_2$-6 K25HK-6 K25HK$_2$-6	K25HD-8 K25HD$_2$-8 K25HK-8 K25HK$_2$-8	K25HD-10 K25HD$_2$-10 K25HK-10 K25HK$_2$-10	K25HD-15 K25HD$_2$-15 K25HK-15 K25HK$_2$-15	K25HD-20 K25HD$_2$-20 K25HK-20 K25HK$_2$-20	K25HD-25 K25HD$_2$-25 K25HK-25 K25HK$_2$-25
Working Pressure (MPa)	0.15 ~ 0.8					
Medium Temperature (℃)	0 ~ 55					
Ambient Temperature (℃)	-5 ~ 50					
Power Voltage (V)	AC：220，110，36； DC：24，12 (Gas to control does not have this parameter)					
Life (Ten Thousand Times)	⩾150					
Working Medium	Compressed air including lubricating oil after purification					
Orifice Size (mm)	6	8	10	15	20	25
Flow Capacity S Value (mm^2)	10	20	40	60	120	190
Turn-around Time(S)	⩽0.06		⩽0.08		⩽0.12	
Commutation Frequency (S)	⩾10		⩾8		⩾5	
Leakage Amount (cm^3/min)	⩽10		⩽25		⩽50	